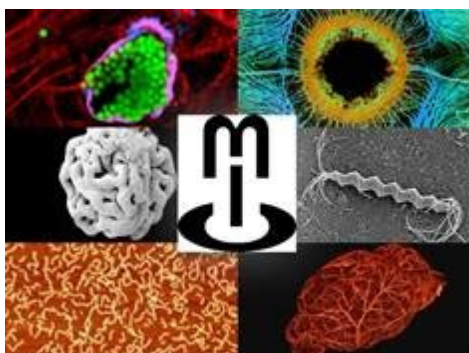


From: [Lyck, Ruth \(TKI\)](#)
To: [MIC_DG_INFO](#)
Subject: Newsletter of the Microscopy Imaging Center of the University of Bern
Date: Wednesday, 10 March 2021 14:21:08
Attachments: [image001.png](#)

Dear friend of Microscopy Imaging Center (MIC)

Today, you receive the first “new” MIC Newsletter. For more information about the MIC and its activities, please see the MIC homepage (www.mic.unibe.ch).

News:



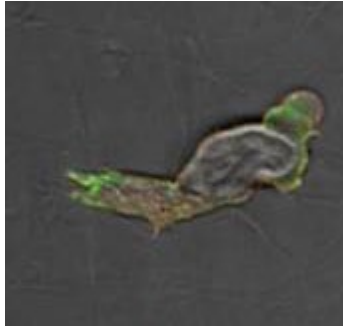
Self-evaluation of the Microscopy Imaging Center (MIC)

Please complete [the survey of the MIC here](#) until March 16, 2021. This survey is designed to evaluate the performance of the MIC with respect to teaching and services. Your participation will help to implement improvements exactly there where you requested them most.



15th EXCITE Zurich Summer School on Biomedical Imaging

Registration is now open for the 15th EXCITE Zurich Summer School on Biomedical Imaging that will take place in Zurich, Switzerland, from 6 - 17 September 2021, [continue reading...](#)



PhD Defense

Nora Ruef, student of the PhD program Cutting Edge Microscopy (CEM), will give her PhD defence on March 26, 2021, at 4.00 pm., read more [here](#).



New instrument at ARTORG

The newly acquired EVOS M7000 microscope from Thermo Fisher is a widefield fluorescence microscope, suitable for...[continue reading](#)

White Paper of QUAREP-LiMi is online

29.01.2021 – Read the White Paper «QUAREP-LiMi: A community-driven initiative to establish guidelines for quality assessment and reproducibility for instruments and images in light microscopy» [here](#).

Upcoming MIC online [training](#):

27 Apr 2021

MIC Training (online): Imaging statistics


19 Mar 2021

MIC Training (online): Imaris: basics and advanced

Upcoming MIC Events:

07 Jun 2021 [MIC Research Day 2021](#)

19 Nov 2021 [MIC Symposium 2021](#) 3D Electron microscopy



Upcoming [seminars](#) with relevance to microscopy:

12. - 16.04.2021

[OSA Biophotonics Congress: Optics in the Live Sciences](#)

Virtual meeting organized by OSA The Optical Society

30 – 31 Mar 2021

[OCLA Virtual Symposium on Optical Coatings for Laser Applications](#)

Joint RhySearch - Swissphotonics workshop

16 – 17 Mar 2021

[High-Content Cellular Imaging Virtual Workshop & User Meeting](#)

Workshop organized by Molecular Devices

11 Mar 2021

[Swiss Organoids and Stem cells Event](#)

Event organized by Bio-Techne

For further news and information please check our [website](#).

Please accept our apologies for possible cross-postings.

Best regards

Ruth

Prof. Dr. phil. nat. Ruth Lyck
Coordinator of the Microscopy Imaging Center
c/o Theodor Kocher Institute

phone +41 31 631 4154

email ruth.lyck@mic.unibe.ch

www.mic.unibe.ch